



---

**P.O.BOX 2882, Windhoek**  
**Tel: + 264 61 283 5100, Fax +264 61 283 5259**  
**Web address: [www.fic.na](http://www.fic.na)**  
**E-mail address: [helpdesk@fic.na](mailto:helpdesk@fic.na)**

**MONTHLY STATISTICAL REPORT: AUGUST 2025**

---

## 1. Incoming Reports

**Table 1: Reports Received**

	Aug-25	Jul-25	Aug-24	Total <sup>1</sup>
<b>AIFs<sup>2</sup></b>	132	137	96	<b>6,977</b>
<b>CBMCRs<sup>3</sup></b>	0	1	0	<b>293</b>
<b>CTRs<sup>4</sup></b>	3,141	4,185	3,500	<b>364,900</b>
<b>EFTs<sup>5</sup></b>	53,452	26,244	15,578	<b>11,354,952</b>
<b>IFTs<sup>6</sup></b>	16,555	14,474	4,578	<b>5,044,872</b>
<b>SARs<sup>7</sup></b>	18	23	18	<b>2,225</b>
<b>STRs<sup>8</sup></b>	221	192	117	<b>14,405</b>

During the current reporting period, the FIC recorded an increase in the volume of Suspicious Transaction Reports (STRs), Cash Transaction Reports (CTRs), Electronic Funds Transfers (EFTs), and Suspicious Activity Reports (SARs) compared to June 2025.

**Table 2: Requests for Information**

	Aug-25	Jul-25	Aug-24	Total
<b>IRDs<sup>9</sup></b>	16	27	12	<b>1,320</b>
<b>IRIs<sup>10</sup></b>	0	2	0	<b>101</b>

In July 2025, a total of 27 Intelligence Request Documents (IRDs) were received, bringing the cumulative number of requests to 1,405.

<sup>1</sup> Total reports received since inception;

<sup>2</sup> AIF: Additional Information File;

<sup>3</sup> CBMCR: Cross Border Movement of Cash Report;

<sup>4</sup> CTR: Cash Transaction Report;

<sup>5</sup> EFT: Electronic Funds Transfer;

<sup>6</sup> IFT: International Funds Transfer;

<sup>7</sup> SAR: Suspicious Activity Report;

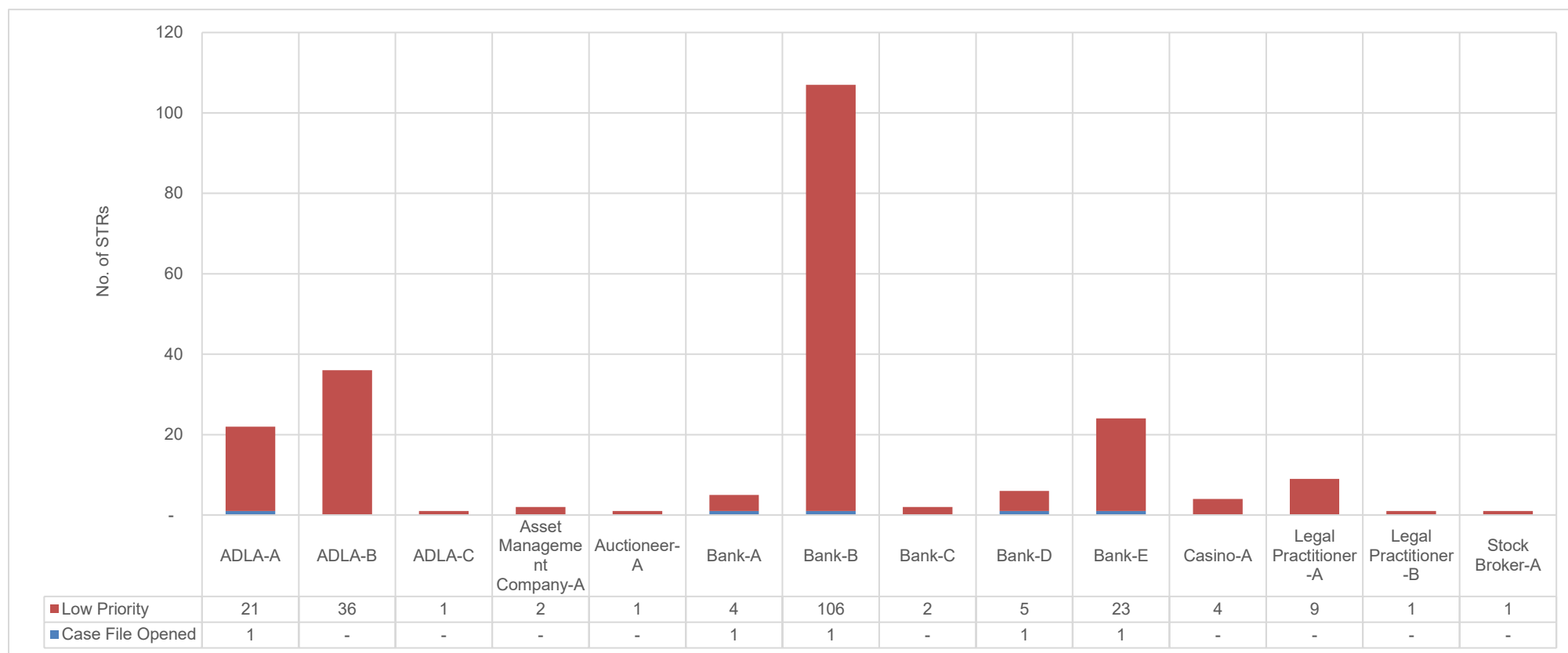
<sup>8</sup> STR: Suspicious Transaction Report;

<sup>9</sup> IRD: Incoming Request-Domestic; and

<sup>10</sup> IRI: Incoming Request-International

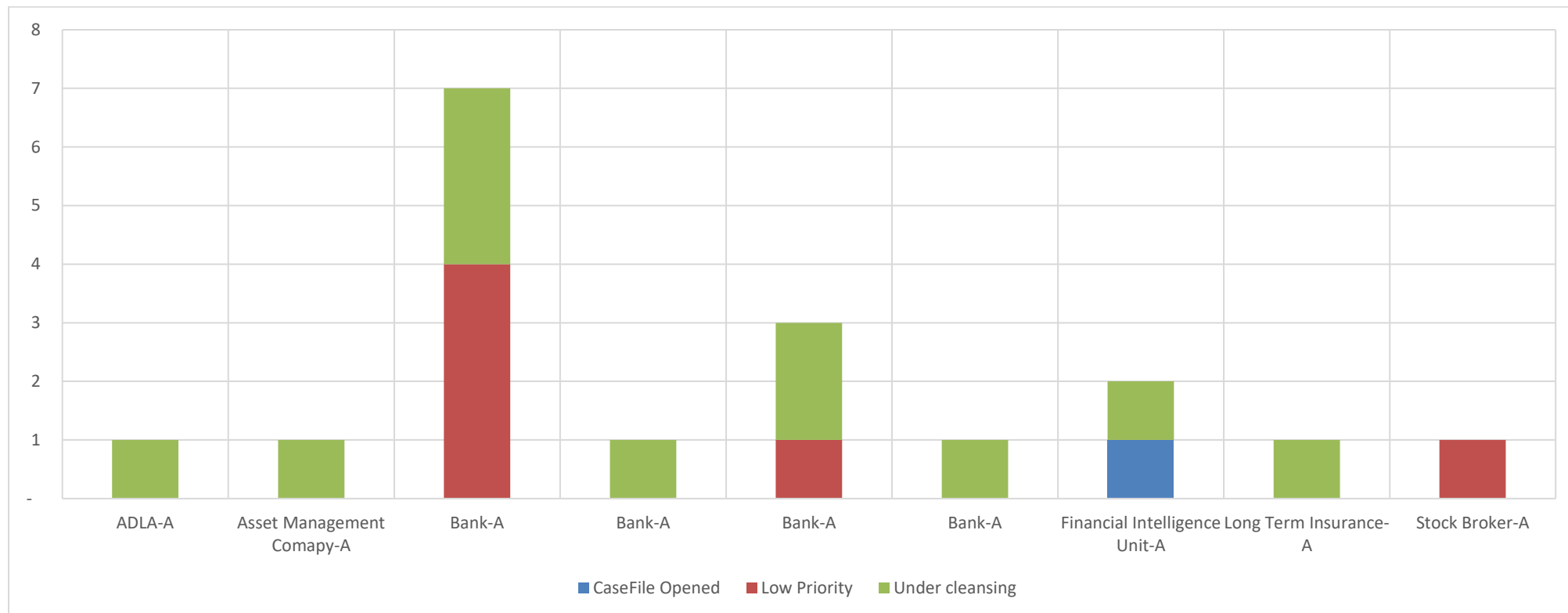
## 2. Classification of Reports

**Graph 2.1: Classification of STRs received by the Reporting Entities**



Of the 221 STRs filed in total, 98% (216 reports) were classified as low priority, while 5 reports were accorded high-priority status. Bank-B filed the majority of STRs during the month, submitting 107 STRs.

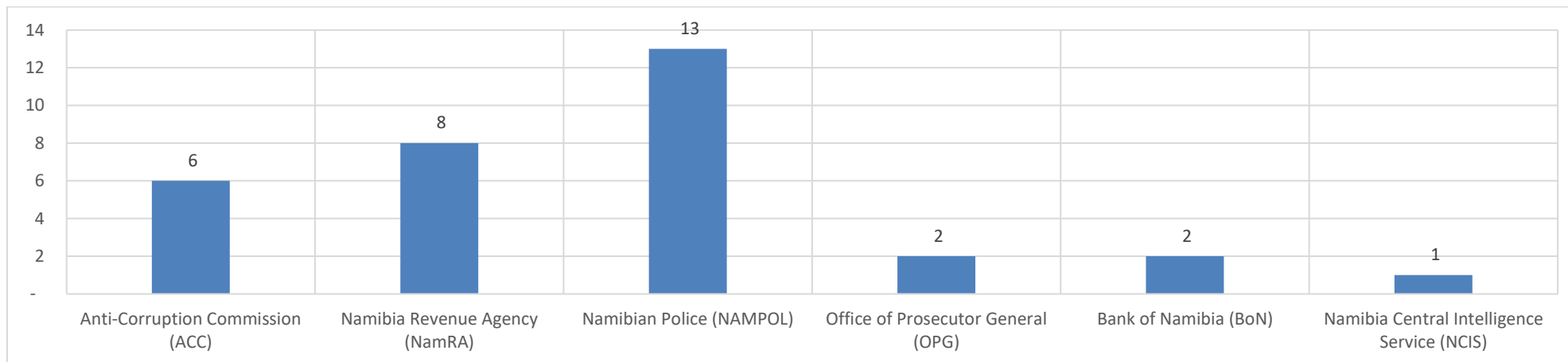
**Graph 2.3: Classification of SARs received by the Reporting Entities**



Reporting entities filed 18 SARs, of which 1 was prioritized and escalated to a case.

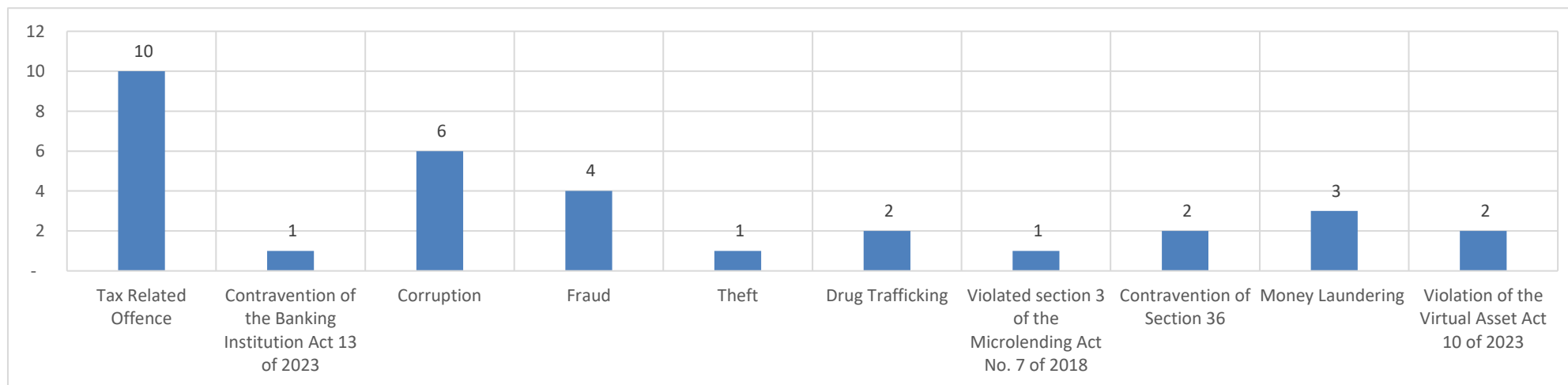
### 3. Disclosures

**Graph 3.1: Spontaneous Disclosures disseminated to Law Enforcement Agencies/ relevant authorities**



During the same period, the FIC disseminated 32 Spontaneous Disclosures (SDs) to Law Enforcement Agencies (LEAs).

**Graph 3.2: Potential Predicate Offences**



Overall, 39 potential ML predicate offences were recorded in August 2025, with tax-related offences featuring as the leading category.